




BLACKWOOD FINISH



WHITE HAIRLINE FINISH

## HEATING AND COOLING SOLUTIONS

# ZENA VOGUE

## SIMPLY PERFECT

The Zena Vogue offers a premium climate solution with a compact and functional design suitable for all interiors. Your design, our product. Together creating simply perfect comfort all year round.

### BEST FOR:

- MODERN CONTEMPORARY ROOMS
- HEATING OR COOLING A SMALL AREA OF YOUR HOME
- MAINTAINING ROOM AMBIENCE



### SIMPLY PERFECT DESIGN

Whether you choose the white or blackwood finish, Zena Vogue's curved corners and simple textured front panel allow it to blend perfectly into any decor.



### PROGRAM DRY FUNCTION

Besides reducing humidity, this function automatically controls temperature and airflow rate and will cleverly switch into cooling mode if the room temperature rises too much.



### HEAVY DUTY PURIFICATION

Daikin's streamer technology offers heavy duty air purification. The high speed electron discharge destroys bacteria, mould and allergens at a much higher speed than most conventional air filters, leaving your air safe to breathe.

**3.2kW**  
-TO-  
**7.2kW**  
RATED HEATING CAPACITIES

**8**  
MODELS

REVERSE  
CYCLE  
WHITE HAIRLINE OR  
BLACKWOOD  
FINISH



**DAIKIN**  
MOBILE CONTROLLER  
INCLUDED



### ULTRA COMPACT

At just 798mm long, 295mm high and 185mm deep, Zena Vogue incredibly compact yet surprisingly powerful.



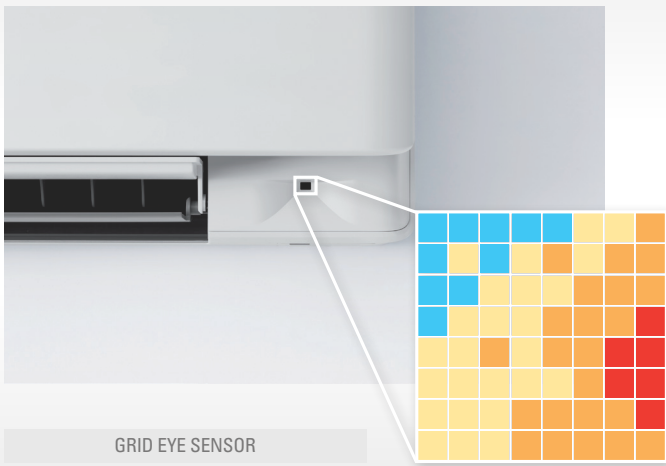
### GRID EYE SENSOR

The intelligent grid eye sensor detects the temperature in the room using a grid of 64 small squares. It then directs air to the areas that require more cooling or heating for even temperature distribution.




### COMFORT AIRFLOW

Discharge louvres are specially designed to stream cooling air upwards along the ceiling (coanda effect) and warm air down along the floor. This delivers rapid cooling or heating and even temperature distribution.



GRID EYE SENSOR



### Daikin Mobile Controller (Included)

Daikin's Mobile Controller allows you to control your Daikin Split System from anywhere, anytime.

## SPECIFICATIONS

INDOOR UNIT		FTXJ25TVMAW	FTXJ35TVMAW	FTXJ50TVMAW	FTXJ60TVMAW	FTXJ25TVMAK	FTXJ35TVMAK	FTXJ50TVMAK	FTXJ60TVMAK
OUTDOOR UNIT		RXJ25TVMA	RXJ35TVMA	RXJ50TVMA	RXJ60TVMA	RXJ25TVMA	RXJ35TVMA	RXJ50TVMA	RXJ60TVMA
Rated Capacity	Cool (kW)	2.5	3.5	5.0	6.0	2.5	3.5	5.0	6.0
	Heat (kW)	3.2	3.7	6.0	7.2	3.2	3.7	6.0	7.2
Capacity Range	Cool (kW)	0.9-3.7	0.9-4.2	1.1-5.6	1.1-6.5	0.9-3.7	0.9-4.2	1.1-5.6	1.1-6.5
	Heat (kW)	0.9-5.0	0.9-5.2	1.0-7.9	1.0-8.2	0.9-5.0	0.9-5.2	1.0-7.9	1.0-8.2
Indoor Airflow Rate (H)	Cool (l/s)	177	190	218	243	177	190	218	243
	Heat (l/s)	203	212	238	273	203	212	238	273
Indoor Fan Speeds		5 steps, quiet and automatic							
Star Rating (Hot/Avg/Cold) ZERL (Residential)	Cool	4/3.5/3.5	3.5/3.5/3.5	3.5/3/3	2.5/2.5/2.5	4/3.5/3.5	3.5/3.5/3.5	3.5/3/3	2.5/2.5/2.5
	Heat	3/3/2.5	3/2.5/2.5	3.5/3/3	3/2.5/2	3/3/2.5	3/2.5/2.5	3.5/3/3	3/2.5/2
Front Panel Colour		White Hairline				Blackwood			
Power Supply		1 phase, 220-240V, 50Hz							
Power Input (Rated)	Cool (kW)	0.49	0.81	1.32	1.83	0.49	0.81	1.32	1.83
	Heat (kW)	0.66	0.81	1.49	1.88	0.66	0.81	1.49	1.88
E.E.R./C.O.P	Cool/Heat	5.10/4.85	4.32/4.57	3.79/4.03	3.28/3.83	5.10/4.85	4.32/4.57	3.79/4.03	3.28/3.83
TCSPF (Residential)	Hot/Avg/Cold	5.91/5.43/5.47	5.50/5.13/5.27	5.07/4.73/4.90	4.43/4.17/4.34	5.91/5.43/5.47	5.50/5.13/5.27	5.07/4.73/4.90	4.43/4.17/4.34
HSPF (Residential)	Hot/Avg/Cold	4.93/4.70/4.40	4.62/4.41/4.07	4.67/4.29/3.95	4.53/4.14/3.78	4.93/4.70/4.40	4.62/4.41/4.07	4.67/4.29/3.95	4.53/4.14/3.78
A.E.E.R./A.C.O.P	Cool/Heat	5.03/4.80	4.29/4.53	3.76/4.00	3.26/3.81	5.03/4.80	4.29/4.53	3.76/4.00	3.26/3.81
Dimensions (HxWxD)	Indoor (mm)	295 x 798 x 185				295 x 798 x 185			
	Outdoor (mm)	550 x 675 x 284		695 x 930 x 350		550 x 675 x 284		695 x 930 x 350	
Weight	Indoor (kg)	11	11	11	11	11	11	11	11
	Outdoor (kg)	30	30	54	54	30	30	54	54
Compressor Type		Hermetically Sealed Swing Type							
Refrigerant Type		R32							
Max Pipe Length (m)		20	20	30	30	20	20	30	30
Max Level Difference (m)		15	15	20	20	15	15	20	20
Pipe Sizes	Liquid (mm)	6.4	6.4	6.4	6.4	6.4	6.4	6.4	6.4
	Gas (mm)	9.5	9.5	12.7	12.7	9.5	9.5	12.7	12.7
Outdoor Operating Range	Cool (°CDB)	-10 to 46							
	Heat (°CWB)	-15 to 18							
Indoor Sound Level (H/SL)	Cool (dBA)	40/19	42/20	45/32	48/33	40/19	42/20	45/32	48/33
	Heat (dBA)	41/19	42/20	45/32	48/33	41/19	42/20	45/32	48/33
Outdoor Sound Level (H/SL)	Cool (dBA)	47/43	49/44	47/44	49/45	47/43	49/44	47/44	49/45
	Heat (dBA)	48/44	49/45	48/45	52/45	48/44	49/45	48/45	52/45
Outdoor EPA Sound Power Level (H)	Cool (dBA)	59	61	59	61	59	61	59	61
	Heat (dBA)	60	61	60	64	60	61	60	64

ZERL (Residential) refers to 'Zoned Energy Rating Label' residential star rating as outlined in the Energy Efficiency (Energy Using Products) Amendment Regulations 2020.

- Notes:**
- The Rated Capacity, Power Input and Running Current are determined under conditions T1 (cooling) or H1 (heating) of AS/NZS 3823.1.1.  
Cooling: Indoor temp: 27°CDB/19°CWB, Outdoor temp: 35°CDB/24°CWB.  
Heating: Indoor temp: 20°CDB/15°CWB, Outdoor temp: 7°CDB/6°CWB
  - The cooling (or heating) output capacity will be reduced below the rated value as the outdoor temperature approaches the maximum (or minimum) outdoor temperature operating range limit.
  - The specifications, designs & information in this flyer are subject to change without notice. Unit colours shown are as close as possible to actual unit colours. Colours depicted in this flyer may vary slightly.

RESZEY-03032022

Your Local Daikin Specialist Dealer:



daikin.co.nz